


## Africa Integrity Indicators – Country Findings



### Who is Global Integrity?

Global Integrity supports progress toward open and accountable governance in countries and communities around the world. We focus on generating research and data, supporting the work of country-level reformers, and influencing global conversations on open governance. Our work covers a number of themes, with data, learning and citizen engagement at the core of everything we do. To know more about us, visit our website at [www.globalintegrity.org](http://www.globalintegrity.org).

### What are the Africa Integrity Indicators?

In 2012, Global Integrity embarked on a five-year collaboration with the Mo Ibrahim Foundation to generate the Africa Integrity Indicators (AII), which assesses key social, economic, political and anti-corruption mechanisms at the national level across the continent. Global Integrity staff recruits and manages teams of in-country contributors in 54 countries to generate original governance data on an annual basis.

The questionnaire has 114 indicators and is divided in two main categories: Transparency & Accountability and Social Development. The Transparency & Accountability category consists of 59 indicators examining issues divided in the thematic areas of rule of law, accountability, elections, public management, civil service integrity, and access to information. The Social Development indicators category consists of 51 indicators about gender, rights, welfare, rural sector, business environment, health and education.

The rich data set is designed to be particularly fruitful in identifying both bright spots as well as areas for improvement at the country level. The years of data include [2013](#), [2014](#), [2015](#), [2016](#); the next round of research will begin later in 2016 and be published in April 2017. To access our data, visit our project website at <http://aii.globalintegrity.org>.

Note: Each round of research is named from its year of publication. Thus, the 2016 round of research covers the period from September 2014 to September 2015, with only sources relevant to this period of study being accepted.

### Get in touch with us

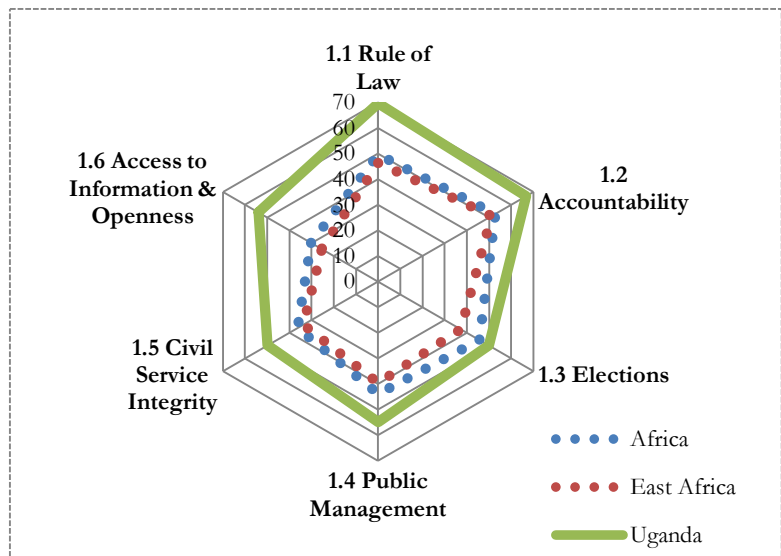
Global Integrity is dedicated not only to producing high quality data, but ensuring that it is as useful as possible for reformers (both inside and outside of government) around the world. If you're interested in working with this data to identify opportunities to support open governance efforts in your country, contact us at [aai@globalintegrity.org](mailto:aai@globalintegrity.org).

# Uganda – Country Findings Summary

## 1. Transparency & Accountability

The Transparency & Accountability category consists of 59 indicators examining issues divided in the thematic areas of rule of law, accountability, elections, public management, civil service integrity, and access to information & openness. The indicators look into transparency of the public procurement process, media freedom, asset disclosure requirements, independence of the judiciary, and conflict of interest laws, among others.

The overall category score did not show any substantial change, increasing by only 1 point from 57 in 2015 to 58 in 2016 (“somewhat weak” on the Global Integrity scale).<sup>1</sup> On each of the [six subcategories](#), Uganda’s aggregate scores were higher than those of the Southern African region and the continent. All subcategories remained within the “somewhat weak” (41-60) or “moderate” (61-80) range on the Global Integrity scale.



< Figure 1 > Uganda’s subcategory scores in comparison to the region and the continent. The radar chart depicts the country’s aggregate scores of each of the six subcategories under Transparency & Accountability, in comparison to average scores of the continent (blue dotted lines) and the country’s region (red dotted lines).

Rule of Law was the highest performing subcategory with an aggregate score of 69. The weakest performing subcategories were Elections and Civil Service Integrity, and both with an aggregate score of 50 in 2016, saw a score decrease compared to the 2015 research. Elections declined by 10 points from 60 in 2015, and Civil Service Integrity declined by 4 points from 54 in 2015. Score increases were observed in the subcategories Access to Information & Openness (+3) and in Public Management (+10). The significant score change in the latter can be attributed to the adoption of the Public Finance Management Act of 2015 that now requires the publication of both the proposed and approved state budgets. The subcategory score of Accountability remained unchanged at 67.

### Selected highlights

- **The judiciary showed strong independence despite executive interference during the study period.** Uganda’s judges proved that they can operate without fear or favor from other branches of

<sup>1</sup> The Global Integrity scale on the Africa Integrity Indicators website is as follows: 81-100 (Strong), 61-80 (Moderate), 41-60 (Somewhat weak), 21-40 (Weak), 0-20 (Very Weak)

the government on a number of occasions during the 2016 research. For instance, as [indicator 2](#) notes, the president's petition to extend Chief Justice Odoch's term despite his having reached retirement age was declared to be contrary to Article 147(2) of the Constitution. In order to retain former Chief Justice Odoch at the head of the Supreme Court, the president had rejected proposed candidates by the Judicial Service Commission (JSC), and the Chief Justice's position remained vacant until March 2015. As per the law, candidates are to be vetted by the JSC before their names are forwarded to the president. Approved candidates then are vetted by the Parliamentary Appointments Committee before their appointment is confirmed by the president. Facing increased pressure from the judiciary, the president finally appointed judge Bart Katureebe as Chief Justice, as noted in [indicator 3](#). However, he also appointed judge Kavuma as Deputy Chief Justice while the latter had allegedly never been selected and recommended by the JSC. A case contesting the appointment process of justice Kavuma was before the courts during the study period.

- **New law strengthens obligation to publish budget-related bills.** The adoption of the Public Management Act of 2015 primarily contributed to the significant score increase of the Public Management subcategory. As opposed to the Budget Act of 2011, the new law requires in its Section 13 (11) the publication of the annual budget and the appropriation bill, as well “as any other bills that are necessary to implement the annual budget”. Previously, no obligation existed to publish the executive's budget proposal and the adoption of the new law supports the score change of [indicator 32](#) from ‘No’ in 2015 to ‘Yes’ in 2016.
- **While not all expenditures receive legislative approval before being spent, legislative oversight over past expenditures is effective.** During the study period, not all major government expenditure was approved by the parliament. As notes [indicator 31](#), the director for budget at the Ministry of Finance reported in May 2015 that UGX 447 billion (about US\$ 134 million) out of UGX 847 billion (about US\$ 255 million) supplementary budget had already been spent before approval for budget amendment was sought. While this indicator earned a low score of 25, [indicator 34](#) showed effective legislative oversight over past expenditures. The oversight role is divided up among the Public Accounts Committee (PAC) for the central government, the Local Government Public Accounts Committee (LGPAC) for local governments, and the Committee on Commissions, Statutory Authorities and State Enterprises (COSASE) for government parastatals and commissions. In particular, the first two held regular sessions and conducted investigations during the study period.
- **Despite the existence of an access to information law, citizens continue to face difficulties in obtaining information.** The Access to Information Act of 2005 and the Access to Information Regulations of 2011 guarantee citizens' right to request public information, and establish the process for accessing records from public bodies, as noted in [indicator 41](#). In practice, however, it takes a minimum of three weeks to obtain information and citizens face bureaucratic hurdles as well as costs greater than photocopying costs, as observed in [indicator 42](#). It is also pointed out that some government agencies lack information officers, whereas the law establishes that requested information be given out by such officers. In addition, little information can be found online in general. While legislative records can be accessed on the parliament's website, the latest uploads at the time of the research were from September 2014, as noted in [indicator 43](#). Financial records of

state-owned companies, as well as those of enterprises associated with national resources exploitation are rarely accessible. For instance, [indicator 29](#) notes that only few records, including those of the Housing Finance Company of Uganda Ltd. and the New Vision Printing and Publishing Co. Ltd, were accessible online, and that such records were difficult to obtain upon request. [Indicator 30](#) also observed that financial records of the China National Offshore Oil Corp. or Tullow were accessible online, but their revenues from natural resource exploitation were not broken down by country.

## 2. Social Development

---

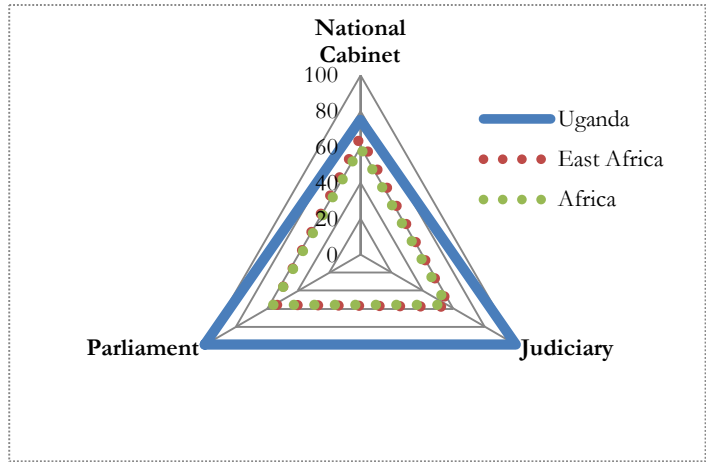
This category covers seven subcategories, including rights (civil society space and minority rights), gender, business environment and infrastructure, rural sector, welfare, health, education, and civil registration. Because the Social Development portion of the research only includes a small number of questions per each topic area, we only provide the scores for each individual indicator and don't provide aggregated category or subcategory scores. However, the individual indicators themselves contain a wealth of information across a breadth of topics, a select few highlights of which are noted below.

---

### Selected highlights

- **NGOs operated in a limiting environment due to restrictive regulations in place.** No cases were reported of NGO employees being killed or physically harassed, as reports [indicator 69](#). Neither were any NGOs shut down or harassed with unwarranted administrative burdens during the study period, as reports [indicator 70](#). However, both indicators earned low scores as NGO employees nonetheless faced threats because of their work, as did human rights activists in Soroti in September 2014 for having revealed cases of gross human rights violations. NGOs also continued to operate under the restrictive Public Order Management Act of 2013 that requires them to inform the police of meetings involving more than five people, as reported in [indicator 68](#). Further, the national NGO board includes members of the government's internal and external intelligence agency. In addition, in April 2015, an NGO bill containing requirements for operating permits for NGOs was before the parliament's Committee on Defence and Internal Affairs. If passed into law, NGOs would be required to register anew under tighter regulations.
- **Citizens also faced obstacles in exercising their right to associate freely.** Numerous demonstrations took place during the study period, but police deployment to disperse the crowds was selective as reports [indicator 67](#). For instance, several young people with ties to the former prime minister Amama Mbabazi were arrested in June 2015 and a meeting of the Democratic Party (DP) was blocked in July 2015. While both times failure of prior notice was provided as a reason, other demonstrations involving the ruling party who had not provided prior notice did not face any police intervention. In the case of students of the Uganda Christian University, heavy police deployment ensured that demonstrations could not take place, for which a permission request had been submitted.
- **The Uganda Bureau of Statistics (UBOS) regularly publishes statistics, but data collection happens less frequently.** For instance, UBOS publishes statistics on youth unemployment and poverty on an annual basis as reported in indicators [91](#) and [92](#). However, relevant data is collected and updated only every three years through the Uganda National Household Survey (UNHS) and the Uganda National Panel Survey (UNPS). The most recent publications are UNHS 2012/13 released in October 2014, and UNPS 2011/12 released in November 2013. When it comes to statistics on infrastructure, data is scanty as reports [indicator 93](#). Available statistics include information on road networks, health facilities and approved building plans, but are mainly drawn from secondary sources. All data is freely accessible on the website of the Bureau.

- Uganda showed a high representation of women in all three branches of government compared to the East African region and the continent. Seven out of 31 cabinet positions (22.6%) were held by women and [indicator 85](#) earned a score of 75, while the regional average stood at 65 and the continental average at 60. In the highest branch of the judiciary, the female representation amounted to 38.9%, with three women out of eight Supreme Court justices, three women out of 12 Court of Appeal justices, and 22 women out of 52 High Court justices. As a result, [indicator 86](#) scored 100 while the regional average stood at 58 and the continental average at 56. Within the legislature, 135 out of 386 members of parliament were women (35%). [Indicator 87](#) earned a 100 score while both regional and continental average stood at 56. The same indicator also notes that out of the 135 seats occupied by female parliamentarians, 112 were in fact special seats reserved for women.



< Figure 2 > Uganda's female representation in the three branches of government compared to the country's region and the continent.

*The above findings capture selected highlights and are not an exhaustive analysis of the collected data. We encourage interested users to access our website [here](#) for detailed comments and sources for 114 individual indicators.*